




Dingli Australia



www.dingliaustralia.com.au



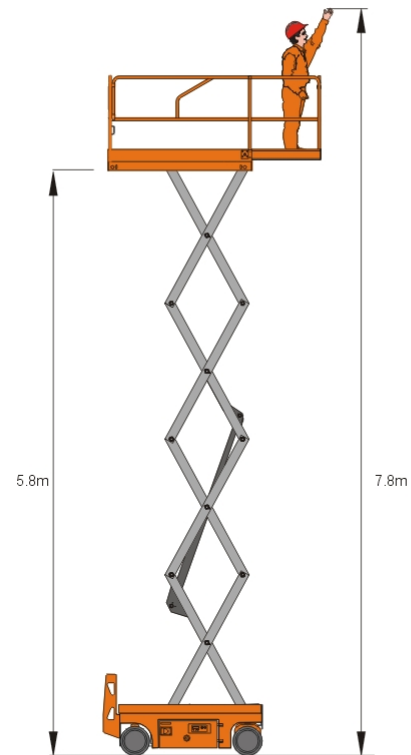
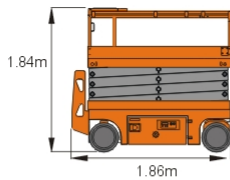
E-Tech

S06-E

ELECTRIC SCISSOR LIFTS

E-Tech

S06-E



	S.W.L	230kg/507lb
	S.W.L on extension	113kg/249lb
	Maximum workers number	2

	Working height	7.8m/25ft7in
	Platform floor height	5.8m/19ft

	Overall length	1.86m/6ft1in
	Overall width	0.76m/2ft6in
	Overall height(Rails up)	2.16m/7ft1in
	Overall height(Rails down)	1.84m/6ft
	Platform size	1.67X0.74m/5ft7inX2ft5in
	Platform extension size	0.9m/2ft11in
	Ground clearance(Stowed)	0.09m/4in
	Ground clearance(Raised)	0.019m/1in
	Wheelbase	1.38m/4ft6in
	Turning radius(Inside)	0m
	Turning radius(Outside)	1.64m/5ft4in

	Drive motors	24V/0.5kw
	Lifting motor	24V/3kw

	Travel speed(Stowed)	5km/h 2miles/h
	Travel speed(Raised)	0.8km/h 0.5miles/h
	Up/Down speed	31 / 37 sec

	Batteries	4X6V/210 Ah
	Integrated charger	24V/ 30 A

	Gradeability	25%
	Maximum working slope	2 - 3 °

	Tyres	Φ 305X100mm
--	--------------	-------------

	Weight	1240kg/2733lb
--	---------------	---------------

Standard equipment

- Proportional controls
- Automatic pothole protection
- Self-lock gate on platform
- Drivable at full height
- Non marking tyres
- 2WD
- Automatic brakes
- Emergency lowering system
- Emergency stop buttons
- Cylinder holding valve
- Onboard diagnostic system
- Tilt sensor with alarm
- All Motion Alarm
- Horn
- Hour meter
- Safety brackets
- Forklift pockets
- Folding guardrails
- Extended platform
- Charger protection
- AC power to the platform
- Flashing beacon

Options

- Platform work lights
- Airline to the platform

